


1.1

1.2



#B G

1.3

(

£

VII

ANU



1.13

1.14

1.15

1.17

1.1

--	--	--

1.20

QUMCO

1. 21

_____	_____
_____	_____
_____	_____
_____	_____

_____	_____
_____	_____
_____	_____
_____	_____

1.24

1.25

_____	_____
_____	_____
_____	_____
_____	_____

_____	_____
_____	_____
_____	_____
_____	_____



1.2

2 3 4 5

1.30

--	--	--	--	--

_____	_____
_____	_____
_____	_____
_____	_____

--	--

1.31

1.32

_____	_____
_____	_____
_____	_____
_____	_____

--	--	--

_____	_____
_____	_____
_____	_____
_____	_____

1.34

_____	_____
_____	_____
_____	_____
_____	_____

1.36

--

1.3

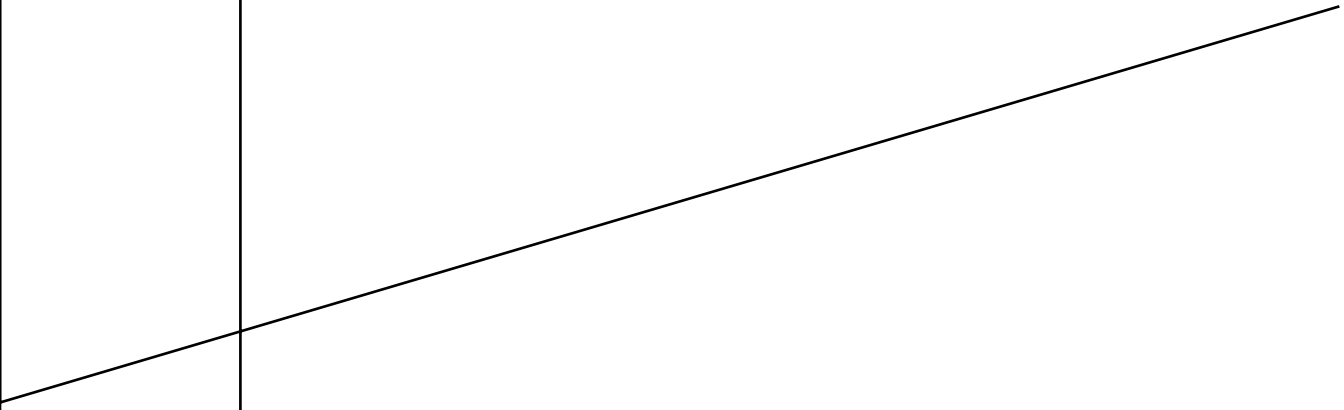

2.1

3

,

3

,



2.4

3

,

2.6

,

2.11

2.13

3

,

2. 14

,

2. 16

3

,

--	--	--

2.17

3

,

2.1

3

,

2.1

,

3.2 (%) 201 4 (%) (%) (%)

î ð ò %

3.6 201 5 2

3.7

3.



3.13

()	9331			8026			86.01%
							9317

1							
2							
3							
4							
5							
6							
7							
8							
9							
10							



W # 2 4 M



À Á Â Ã Ä Å Æ

12,000.00

--	--	--

3.1 1 201

	1	2	3	4	Total
					2,716,772.00
					1,336,510.96
					1,380,261.04
	52.11%	50.50%	50.69%	49.58%	50.81%
					152,206.32
					1,053,081.00
					868,612.00
					179,152.00
					5,317.00
	110,277.73	(8,303.07)	13,557.61	59,441.45	174,973.72
					0.00
					0.00
					0.00
					0.00
					0.00
					0.00
	110,277.73	(8,303.07)	13,557.61	59,441.45	174,973.72
					36,000.00
	101,277.73	(17,303.07)	4,557.61	50,441.45	138,973.72
	11.35%	-3.92%	0.77%	6.40%	5.12%

--	--	--

--	--

--	--	--

--	--	--

--	--

6	1	50	2000

--	--	--

--	--	--

--	--	--

